

Service Kit 950 334 005

1



2 x screw M 6 x 30



2 x screw M 4 x 16



1 x rubber diaphragm

1 x service instructions

2



334 085 101
With test point
M 16 x 1.5
334 085 111
Without test point
M 16 x 1.5

334 086 101

Installation, maintenance and repair only by trained personnel.


3




4



5



6




7




Filter*: cleaning or replacing

8



Rubber diaphragm*:
cleaning or replacing

9




Air Brake Coupling head Protect-O

Rubber diaphragm replacement
Gummi Membrane ersetzen
Remplacement de la membrane en caoutchouc




www.haldex.com


10




11



12




13



14



15



16



*Filter can be ordered separately
950 334 006 pack of 10 pieces.

17



*Rubber diaphragm can be ordered separately
950 334 007 pack of 10 pieces.



www.haldex.com